

PRONTO xi

Business Intelligence Overview



Analytics

From a bird's-eye view
to deep insights

Trademarks

Pronto Software, Pronto, Pronto Xi, the Pronto interrobang logo, the P interrobang logo, Pronto Woven, Pronto iQ and Pronto Cloud are all registered trademarks of Pronto Software Limited. All other marks are the property of their respective owners. Copyright © 2024 Pronto Software Limited (ABN 47001337248).

Disclaimer

This document contains statements related to our current and future developments that may constitute forward-looking statements. They are subject to changes and may be available in a Pronto Xi 780 service pack or future release of Pronto Xi. All diagrams, drawings, product screenshots and any other types of visualisations in this document, use demo or synthetic data created for display purposes only.

Contents

From a bird's-eye view to deep insights	4	Auditing in IBM Cognos Analytics	13
Authoring tools	5	Next level analytics	14
User tools	6	Analytics Cubes	14
Data tools	6	Enterprise Data Warehousing with Pronto iQ Livelink	14
Data modules and datasets	6		
Data Models and AI	6		
Visualisations	8		
Workspaces	9		
Key performance indicators	9		
Powerful drill-downs	10		
Data stories	10		
Real-time operational reports	10		
IBM Cognos Analytics custom reports	10		
Mobile access	10		
Data	11		
Across various query modes, we've got you covered	11		
Key performance indicators	11		
Transactional data	12		
External data	12		
Data quality	12		
Data tables	12		
Data exploration	12		



From a bird's-eye view to deep insights

Use Pronto Xi data to create smart and interactive visualisations and tell rich, engaging business performance stories

Pronto Xi fully integrates with IBM™ Cognos™ Analytics*, an enterprise-level report authoring and distribution solution. Digging deep into your data, Pronto Xi and IBM Cognos Analytics empowers you to make smart, informed decisions on your business strategies.

Create beautiful interactive reports and dashboards for web and mobile devices so everyone receives the information they need, with access to only the information you want them to see. Run reports on-demand or schedule in advance to deliver them at the right time.

Our Business Intelligence (BI) application delivers out-of-the-box operational and financial reports with actionable insights. At the same time, IBM Cognos Analytics provides the tools to build custom reports and dashboards specific to your requirements.

Visualise your data in dashboards, reports and stories — a plethora of widgets are available including charts, tables, key performance indicators and more. There's also the ability to drill down to the underlying data.

Visualisations use underlying Pronto Xi data as a source, including the KPI Library and Data Intelligence reports, or you can utilise other sources such as Excel or internal databases. Merge sources into data models, datasets or specialised Analytics Cubes and create optimised data sources for high-performing visualisations.

Made for the enterprise, IBM Cognos Analytics comes with built-in access control and security to protect one of your most precious assets — your business data.

Need more? Pronto iQ, our BI expert team, can help you uncover the advanced features of IBM Cognos Analytics and get the most out of the business intelligence tools, such as data exploration, helping you optimise data-driven decisions.

*IBM and Cognos are trade marks of International Business Machines Corporation, and are registered in many jurisdictions

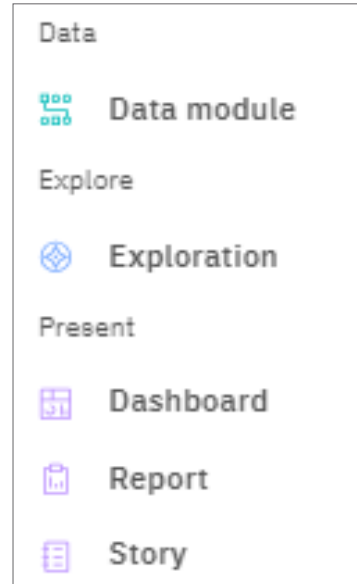
Authoring tools

Create and deliver compelling data-driven business stories with Pronto Xi and IBM Cognos Analytics



IBM's leading data analysis platform, IBM Cognos Analytics' multiple components helps you get the most out of your data. Combined with Pronto Xi's out-of-the-box Business Intelligence (BI), it takes your data reporting and insights to the next level.

Get advanced analytics and unparalleled insights into every aspect of your business with our BI Unlimited licence, which allows you to report on all data — regardless of its source. A BI licence allows your team to run reports and view dashboards with BI Essentials, or create reports and dashboards through BI Designer. You can also manage your server, user and schedule administration tasks with BI Administer.



Elevate reporting with IBM Cognos Analytics data modelling and authoring tools

User tools

BI's dashboarding capabilities make it easy to explore data.

Create visualisations simply by dragging fields onto the canvas and letting IBM Cognos Artificial Intelligence (AI) automatically determine the best way to display that information.

Similarly, map creation is as effortless as dropping data onto the authoring canvas. With built-in Global Map Intelligence, BI allows you to report globally or even at an Australian postcode level. Zooming right down to the street helps you go from an eagle's eye view to a more localised view of your business data — all in one screen.

A simple interface makes deploying insightful dashboards to your organisation faster than ever while IBM Cognos Functions crafts custom calculations.

Use BI Administration to set reporting date ranges, user roles, and security policies for mobile BI users such as time expiration on cached mobile report content.

Data tools

Enrich Pronto Xi's business transaction data by uploading your own information. Using IBM Cognos Analytics datasets, external data — such as GPS, weather and foot traffic — can be dragged and dropped into your reports alongside Pronto Xi data, providing you with a deeper understanding of trends and analyses.

Data modules and datasets

A dataset is a smaller subset of your business data and can be used in a dashboard or report. Using a dataset as a source makes retrieving data on the dashboard significantly easier. By requiring fewer queries, datasets also reduce the burden on your business database. When you combine datasets with other sources, such as existing packages and uploaded data, they are grouped into data modules for use on dashboards or reports.

Upgrade your business intelligence capabilities by creating and modelling new data packages with our Data Module and Data Explorer licences. With this toolset, you can create repeatable and consistent data modules to publish to your users, giving them everything they require. Data Explorer harnesses the depth of the IBM™ Watson™ AI engine* to derive forecasts and key data drivers to uncover hidden insights rapidly.

Data Models and AI

BI's enhanced modelling components aggregate multiple data sources from Excel spreadsheets, relational databases, text files and more. These fused models become "the source", allowing you to create meaningful visualisations in reports, dashboards and stories.

Gain meaningful insights from data you can trust with AI-powered automation and insights in IBM Cognos Analytics. With its natural language AI assistant, simply describe the question you need the answer to or a hypothesis you want to test, and let the AI build stunning insight-driven visualisations.

*IBM and Watson are trade marks of International Business Machines Corporation, and are registered in many jurisdictions

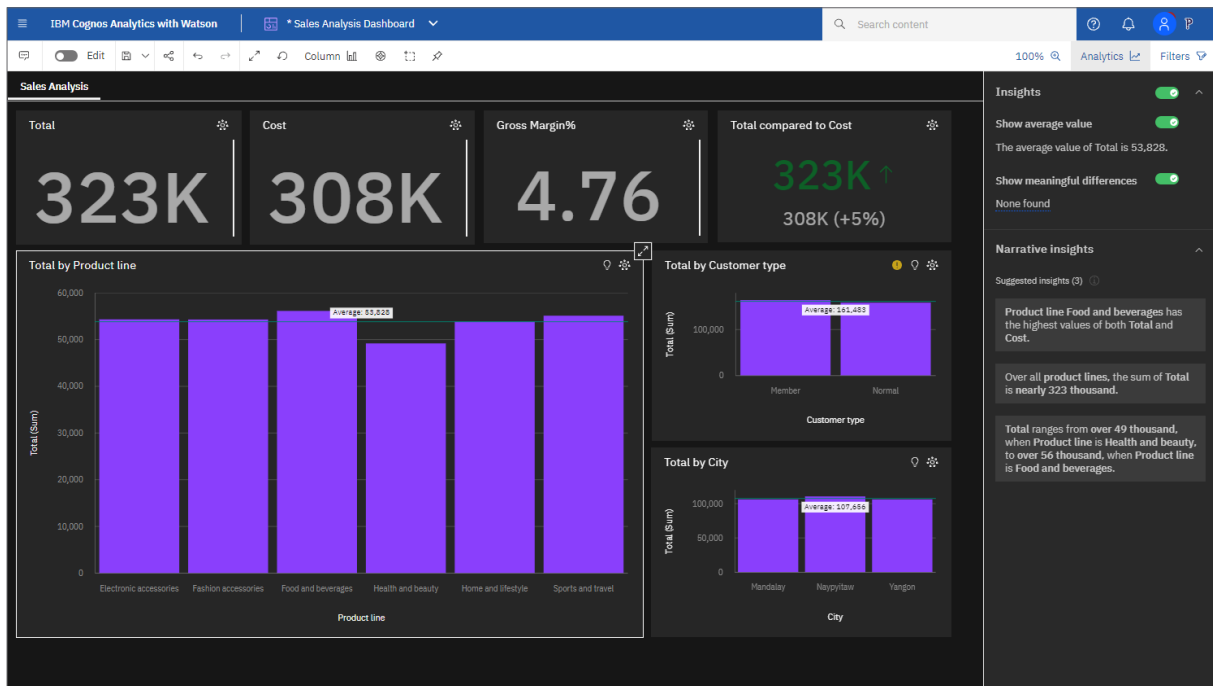


Visualisations

Packed with data visualisation tools and built-in AI, Pronto Xi surfaces the most impactful visualisation of your data



Business Intelligence (BI) analyses data faster and produces stunning customisable dashboards, giving you a powerful view across your business.



Unlock AI-driven data insights with powerful visualisations in Pronto Xi

Workspaces

KPI Workspaces is an interactive canvas that displays relevant business key performance indicators (KPIs) to each staff member.

The customisable tool includes only what you need right now and aggregates data for fast performance.

Choose from a wide range of visualisations to display insights and select from pre-defined measures in the KPI Library to quickly see business performance.

Designing your own KPI Workspaces canvas is simple, with the user-friendly layout making it easy to add widgets and change them as your information requirements evolve. In addition, you can alter the layout of widgets, select different chart types and more.

Key performance indicators

KPI Analysis tools dig deep into your business data, giving you insights to understand your business performance and determine exactly how you are tracking against critical business goals.

Choose your drill path, and slice and dice the data to explore the relationships that matter to you, including performance by territory, categories, period and more. Apply custom filters to focus only on the most important data, add multiple variables and analyse trends over time.

BI offers a range of visualisations to display the data meaningfully, making it easy to share your vision with other users.

Powerful drill-downs

Dashboards allow you to access and interact with high-level data using visualisations. For more in-depth analysis, drill down to the reports that visualisations are based on and further into the underlying data. This powerful feature enhances your understanding of the visualisation and helps you consider the impact of the variables.

Data stories

Data stories are a dynamic way to improve your audiences' understanding of business data.

To tell your business story, sequence data widgets in a scene template, creating multiple scenes to share and play back. The animated story scenes highlight the light-bulb moments — giving you the power to link data insights to desired outcomes.

Real-time operational reports

BI delivers ready-to-go operational reports, providing awareness of the day-to-day business performance, including a suite of financial reports and commonly accessed reports from Pronto Xi's Sales, Purchasing and Service modules. Instantly check inventory history, revenues, engineer allocations or other key reports.

Create real-time reports from live transactional data, or schedule and deliver them via email. Export report data in a wide range of formats to cater to different user needs.

IBM Cognos Analytics custom reports

BI fully integrates with IBM Cognos Analytics, allowing you to create a wide range of custom reports. Run, schedule, export and share reports as required, in whatever format you need them. You can even specify the scope and type of information presented in each report, tailoring it to individual audiences' needs.

IBM Cognos custom reporting authors meaningful data displays at any business level, homing in on the areas that matter to you. Combine data from different reports to give you a more complete business performance picture — without losing detail.

Create custom reports for real-time performance monitoring, and schedule regular content for presentations and board packs.

Mobile access

In an increasingly mobile business environment, it's vital to have the same level of access to your data, no matter where you are.

Stay connected on the go, access data and receive alerts on your phone with Pronto Xi's Mobile BI app.


Thanks to IBM Cognos Analytics, Pronto Xi users enjoy the same rich visualisations on smartphones and tablets as on desktops. The responsive layout means you can view multiple chart types and drill into data levels as required. The IBM Cognos Analytics interface was specifically designed with touch screens in mind and adapts to smaller screen sizes.



Stay connected with Pronto Xi Mobile BI, delivering rich, responsive data insights on the go

Data

Pronto Xi's rich visualisations process vast amounts of business data and drive the reports you need to make informed decisions



Whether you are accessing KPI snapshots via Workspaces or building real-time reports from transactional data, Business Intelligence (BI) delivers the answers you're looking for.

For extensive dataset analytics, Analytics Cubes is a powerful tool that processes high volumes of data rapidly, meaning you no longer need to spend time waiting for reports to run.

Across various query modes, we've got you covered

Dynamic Query Mode (DQM) and Compatibility Query Mode (CQM) are the two query modes supported by IBM Cognos technology. Pronto Software bases all our core packages and reports on CQM. DQM is a 64-bit Java query engine and, for several years, IBM's preferred query mode with most of the latest features and functionalities in IBM Cognos Analytics built on DQM.

While we will continue supporting existing CQM packages and their content, starting with Pronto Xi 780, all core packages and operational reports will be based on DQM.

Key performance indicators

KPI Library includes a large number of industry-standard KPIs and business metrics.

Data is aggregated across most Pronto Xi modules — including General Ledger, Accounts Receivable, Sales, Inventory and more — and stored based on pre-defined drill paths, delivering fast access to your critical data. Choosing your snapshot frequency means the data is as fresh as you need it to be.

Transactional data

Access your operational data and build reports and dashboards with IBM Cognos Analytics.

View real-time data when needed, improving the accuracy and timeliness of your operational reports and monitoring. Real-time operational reports have built-in filters, giving you greater control over the displayed information.

External data

IBM Cognos Analytics makes it easy to upload data from external sources, clean it and then use it to create datasets and data modules. Gain deep insights into trends by linking this data directly to Pronto Xi transactional information.

Data quality

When you rely on your data to make critical decisions about your business, its quality and integrity are paramount.

Data Quality Management (DQM) provides you with visibility of and confidence about the integrity of your data. It monitors your data's integrity and relationships, and highlights areas requiring attention. If this happens, you'll receive an alert and can access a dashboard of exceptions to review and act on.

DQM also has a range of advanced data correction tools to help with system migrations, poor-quality data from legacy systems and more.

In addition, you can run DQM in the background, ensuring data quality without impacting on users.

Data tables

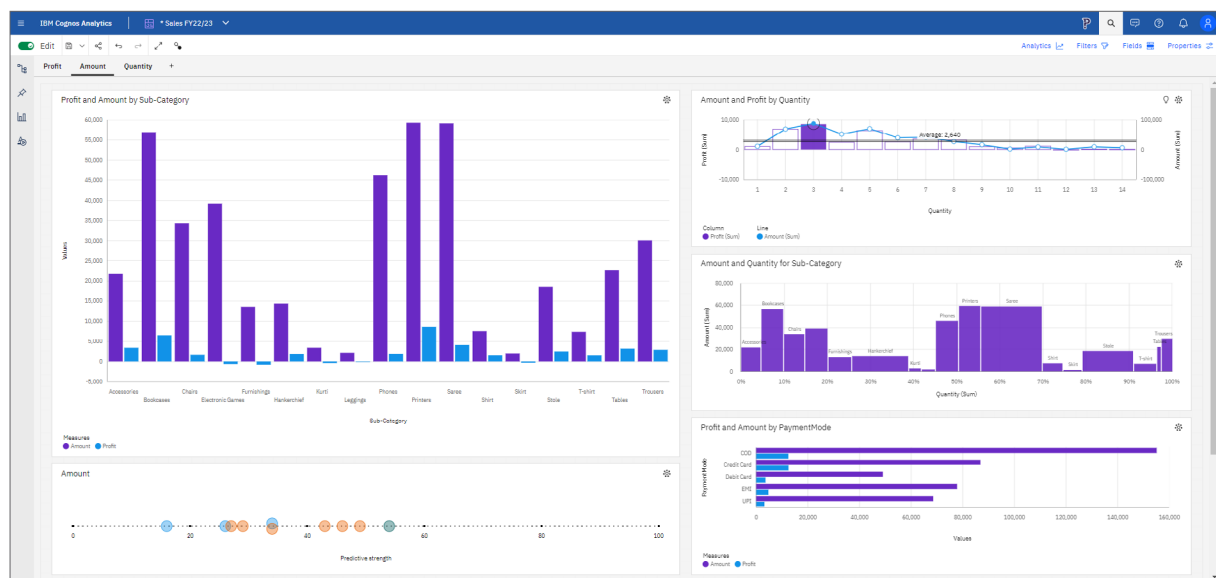
Data Intelligence (DI) simplifies the creation of your data tables. A user-friendly interface makes it easy to create, filter and sort data tables without advanced technical skills.

In addition, DI Objects effortlessly merges existing tables, inputs calculations and other rules, and combines data from multiple tables.

Schedule data populations to happen in the background, and then automatically create list-style IBM Cognos reports or author more complex reports.

Data exploration

You don't have to be a data scientist to uncover insights from interconnected data. IBM Cognos Analytics' exploration functionality discovers hidden relationships and patterns in complex data. With this information, you can create insightful, simple and easy-to-understand data relationships, which you can harness in your reports and dashboards.



Uncover hidden data insights with IBM Cognos Analytics' intuitive exploration tools

Auditing in IBM Cognos Analytics

Unlock the power of your data and
gain valuable insights with IBM Cognos
Analytics Audit

Gain strategic insight into business intelligence usage patterns by leveraging IBM Cognos Analytics Audit's comprehensive audit reports. IBM Cognos Analytics Audit puts you in control, empowering you to make informed decisions that drive efficiency and maximise the value of Pronto Xi Business Intelligence.

Use audit reports to optimise capacity planning, monitor performance, and identify and streamline unused content, and discover the true impact these reports can have on business operations, from usage frequency to user engagement.



Next level analytics

Pronto iQ, our Business Intelligence (BI) division, helps you transform your data into actionable insights tailored to your specific needs

Pronto iQ is a dedicated team of Pronto Software specialists you can draw upon when your business needs that extra something. The team builds models and designs BI solutions that consolidate business data across multiple sources — with interactive dashboards to deliver clear visualisations relevant to the needs of individual business users.

Our Business Intelligence (BI) solutions leverage cutting-edge technology to provide fast and comprehensive analytics. Easily manage and report on large volumes of complex data, and consolidate multiple servers, datasets and intricate company structures to gain a complete view of your enterprise in seconds.

Analytics Cubes

Analytics Cubes offer a powerful yet affordable solution for deploying advanced business intelligence infrastructure. For example, Financial Cubes enable finance teams to quickly analyse operational and financial transactions across multiple currencies and reconcile diverse datasets within seconds.

Key features include:

- support for historical snapshot data to analyse past performance trends
- enterprise-level multi-dataset reporting
- rapid data analysis, not just storage
- integration of multiple instances of Pronto Xi data for a comprehensive business overview
- dynamic “What if?” reporting forecasts to inform strategic business decisions

Enterprise Data Warehousing with Pronto iQ Livelink

As data volumes and complexity increase, a single source of truth becomes critical. Enterprise Data Warehousing is a comprehensive solution that integrates data from multiple systems, including Pronto Xi. Our Data Warehousing solution, Pronto iQ Livelink, utilises event-driven replication, ensuring you report on the most current data to power your outcomes. It facilitates low-latency, near-real-time data transfers that quickly and easily replicate Pronto Xi data into enterprise-level data warehouses.

Our robust data warehousing capabilities ensure:

- **Centralised data management:** Consolidate data from various sources into a single, unified repository
- **Centralised data security and governance:** Implement robust security measures and governance policies to protect your data and ensure compliance
- **Enhanced data accuracy:** Ensure consistency and reliability across your organisation by maintaining a single source of truth
- **Scalability:** Easily handle growing data volumes and complexity without compromising performance

With Pronto iQ Livelink, your organisation can easily navigate the complexities of data management with ease, ensuring you have the right information at the right time to make informed decisions.



About us

PRONTO

SOFTWARE

We are an Australian developer of award winning business management and analytics solutions. Pronto Xi, our Enterprise Resource Planning (ERP) software, integrates accounting, operational and mobile features in a single system – optimising business processes and unlocking actionable insights. That's why for more than 45 years, over 1,500 Australian and global organisations, across a wide range of industries, have trusted Pronto Xi to simplify their most complex challenges.

With headquarters and our Development Centre located in Melbourne, we have support offices and consultants based across Australia, as well as a global network of Resellers and Solution Partners. Specialised business units within Pronto Software have the expertise to assist you with pivotal technology – Digital Transformation with Pronto Woven, Cloud and Hosting services with Pronto Cloud and Business Intelligence solutions with Pronto iQ.

When you choose Pronto Software, you gain a team with deep industry experience, giving us the ability to understand your specific needs and build innovative solutions that drive business growth and revenue.

info@pronto.net
1300 PRONTO (1300 77 66 86)

 pronto.net

 Pronto-Software

 ProntoSoftware